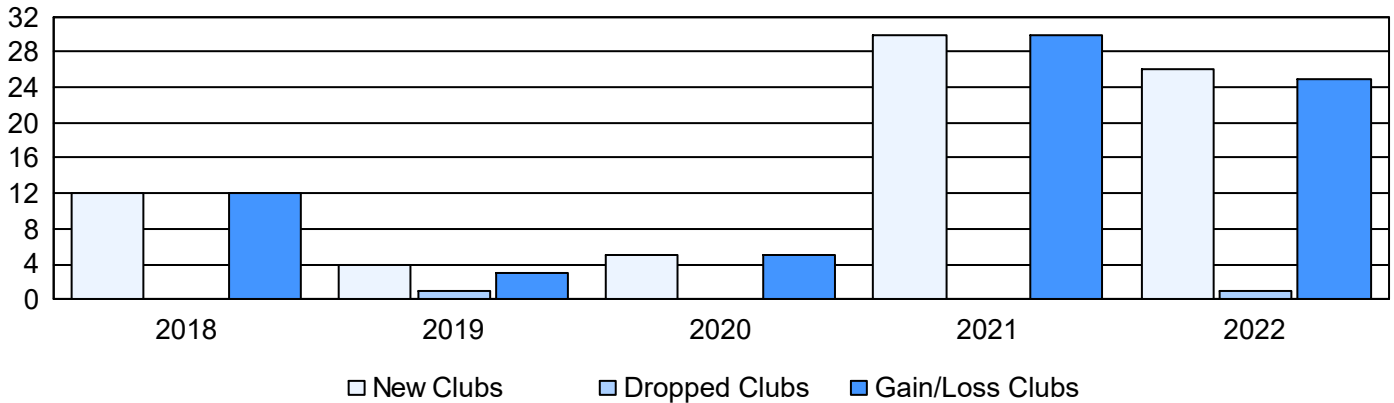
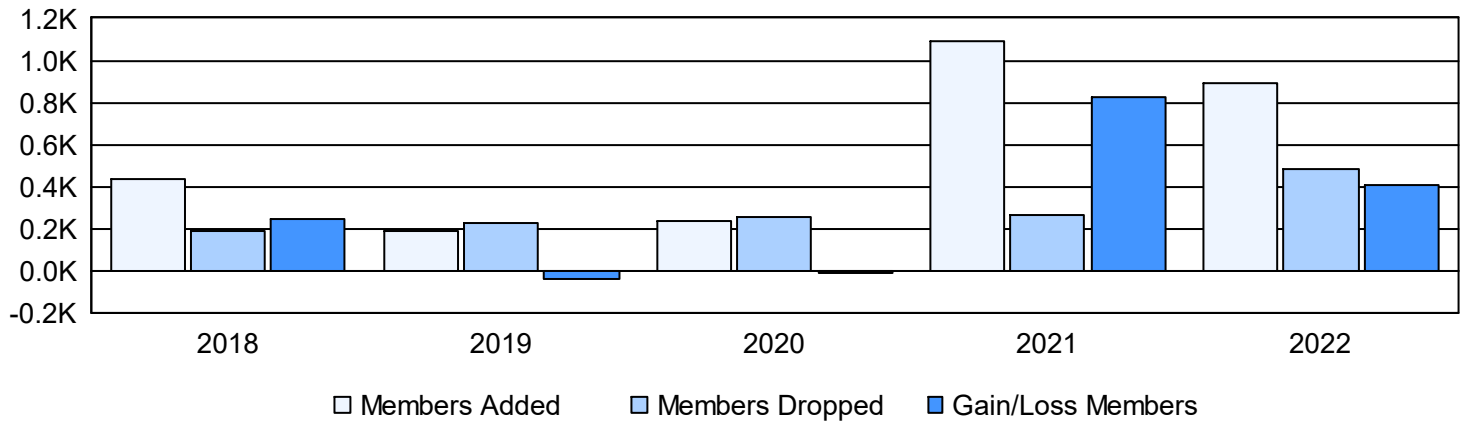


Year	New Clubs	Dropped Clubs	Gain/ Loss Clubs	New Members	Charter Members	Reinstate Members	Transfer Members	Total Member Added	Total Members Dropped	Gain/ Loss Members
2017-2018	12	0	12	142	291	5	0	438	191	247
2018-2019	4	1	3	79	107	0	1	187	224	-37
2019-2020	5	0	5	102	122	12	2	238	252	-14
2020-2021	30	0	30	383	698	6	2	1,089	265	824
2021-2022	26	1	25	324	554	8	1	887	482	405
<b>Average</b>	<b>15</b>	<b>0</b>	<b>15</b>	<b>206</b>	<b>354</b>	<b>6</b>	<b>1</b>	<b>568</b>	<b>283</b>	<b>285</b>

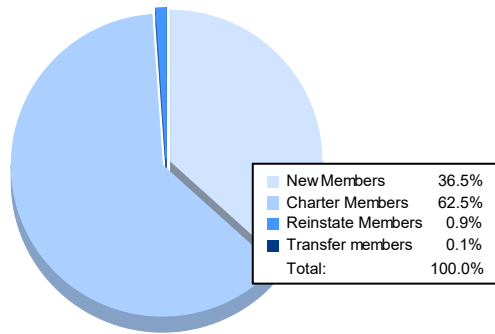
### Clubs



### Members



### Membership Composition June 2022 Cumulative



### Gender Composition June 2022 Cumulative

